

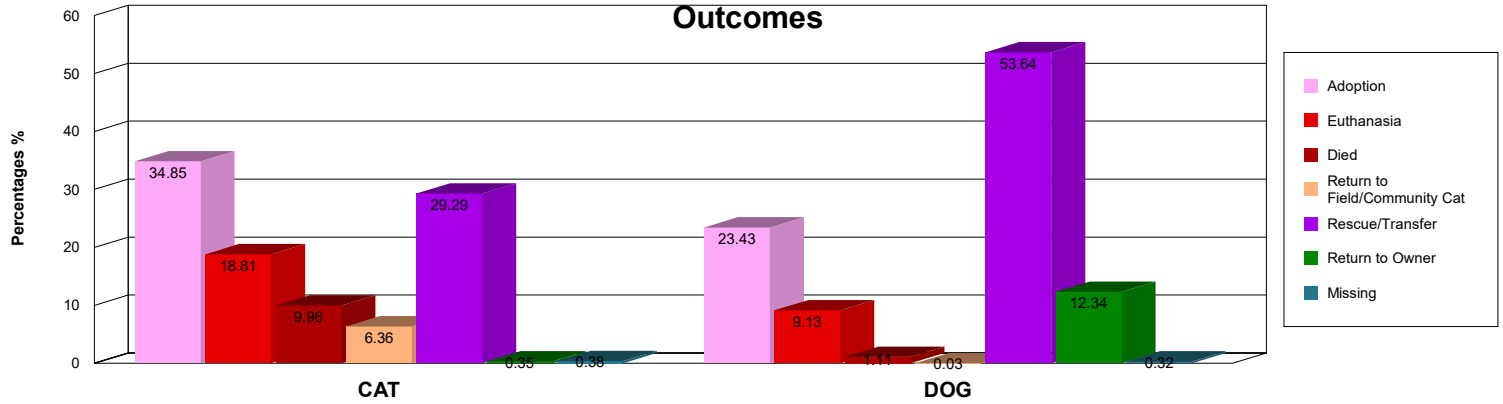
City of Stockton Animal Services

SUMMARY STATISTICS FOR CAT & DOG Outcomes From 1/1/2023 to 12/31/2023

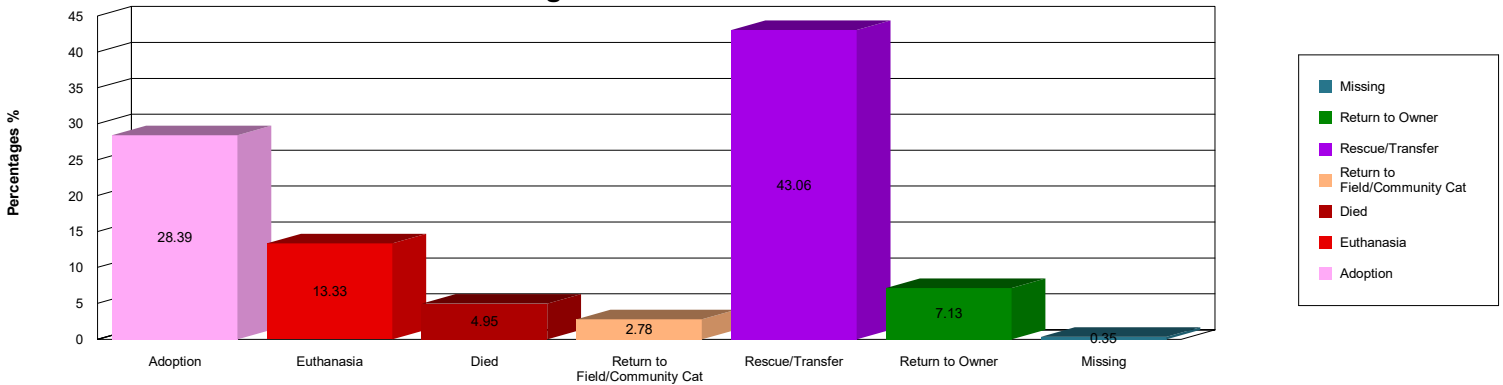
This report shows final outcomes for "at risk" shelter animals only. Excluded are animals arriving deceased and animals coming to the shelter solely for spay/neuter service (or animals with temporary outcomes like "Foster").

In this version of this report animals presenting as "Euthanasia Request" are currently included (but are typically excluded from other "at risk" animal analyses per industry standard definition of "at risk" vs medical service.

Percentage of CAT & DOG Outcomes



Percentage of CAT & DOG Outcomes Combined



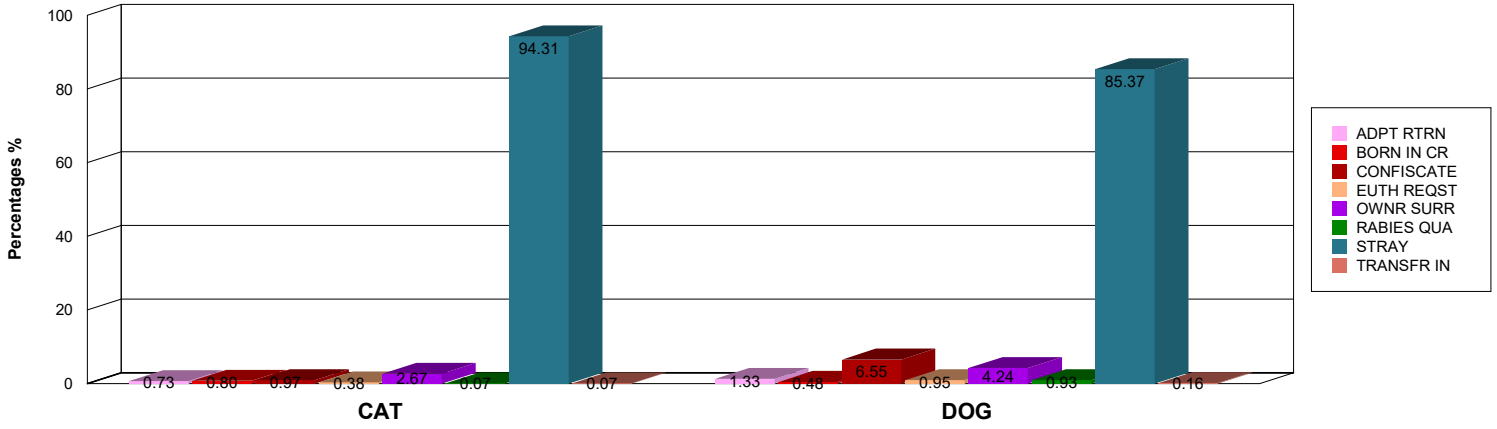
	CAT	DOG	Total
Adoption	35%	23%	28%
Euthanasia	19%	9%	13%
Died	10%	1%	5%
Return to Field/Comm	6%	0%	3%
Rescue/Transfer	29%	54%	43%
Return to Owner	0%	12%	7%
Missing	0%	0%	0%
Total	100%	100%	100%

	CAT	DOG	Total
Adoption	1,008	883	1,891
Euthanasia	544	344	888
Died	288	42	330
Return to Field/Comm	184	1	185
Rescue/Transfer	847	2,021	2,868
Return to Owner	10	465	475
Missing	11	12	23
Total	2,892	3,768	6,660

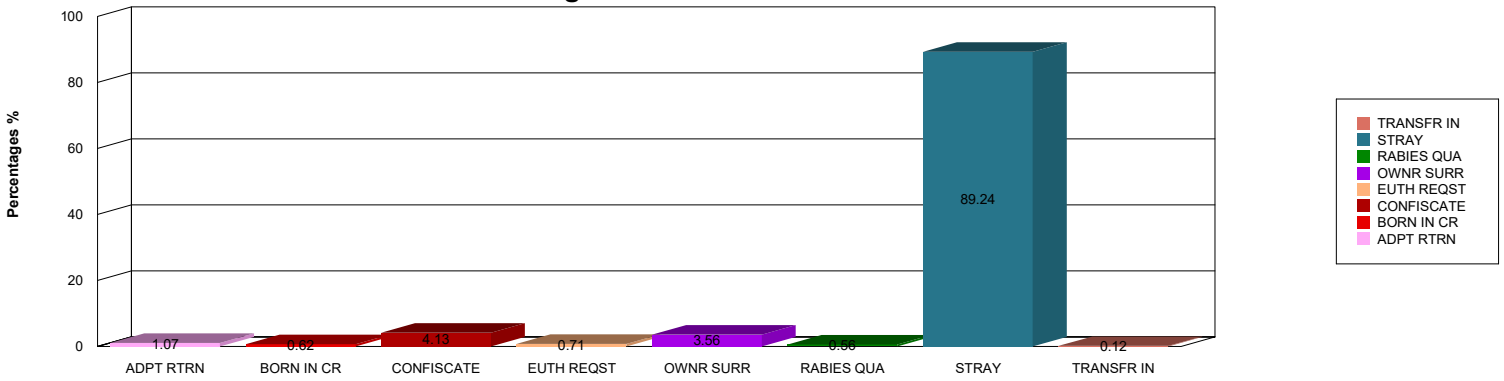
	CAT	DOG	Total
Live Release	71%	89%	81%
Euthanasia	19%	9%	13%
Died	10%	1%	5%
Missing	0%	0%	0%
Total	100%	100%	100%

CAT & DOG Intakes From 1/1/2023 to 12/31/2023
Intake Types not Included: "FOSTER", "DOA DISP", "SN SERVICE"

Percentage of CAT & DOG Intakes



Percentage of CAT & DOG Intakes Combined



	CAT	DOG	Total
ADPT RTRN	21	50	71
BORN IN CR	23	18	41
CONFISCATE	28	247	275
EUTH REQST	11	36	47
OWNR SURRE	77	160	237
RABIES QUA	2	35	37
STRAY	2,720	3,221	5,941
TRANSFR IN	2	6	8
Total	2,884	3,773	6,657